



HomeSafe Weed Terminator N Concentrate and LocalSafe Weed Terminator N Concentrate

TECHNICAL APPLICATION GUIDE

Getting the best out of Contact Organics high performing Bioherbicide


Combining cutting-edge technology and scientific research with ingredients derived from nature. Contact Organics delivers a breakthrough in effective environmentally friendly weed control. The HomeSafe and LocalSafe Weed Terminators are powerful bioherbicides formulated for high performance. Used internationally, around home and gardens, by municipality, schools, landscapers and a mix of others.



How it works

The Contact Organics Weed Terminators are non-selective bioherbicides made from nonanoic acid for the control of common annual and perennial broad leaf weeds and grasses. It is suited for use in most situations requiring weed and vegetation control.

Contact Organics Weed Terminators work by stripping away the waxy outer layer of the plant, promoting dehydration and resulting in complete desiccation. Results are seen as browning and wilting, which usually occurs within a couple of hours of application. Our products are also formulated to be beneficial to soil microbiology and fertility, so you can simultaneously kill weeds, improve soil health and alleviate residue concerns.



General Instructions

For maximum efficacy, the spray solution to cover the entire green surface of the plant.

DAY 0

Mixing Instructions

Fill the spray tank with clean water and start agitation. As per the Directions for Use Table, add the required amount of Weed Terminator Concentrate and water and mix thoroughly before commencing spray application.



DAY 19

Dilution Rates for LocalSafe™ Weed Terminator N Concentrate

Product	Juvenile Weeds	Mature Weeds
Contact Organics Weed Terminator N Concentrate	330ml	500ml
Water	10 Litre	10 Litre

Application

Weed Terminator is a non-selective contact herbicide. Following these guidelines will ensure you achieve effective weed control. Contact Organics Weed Terminators are unique products in the market, for this reason different usage guidelines are in place. Do not use Weed Terminator in a way that you would use conventional chemicals. To achieve weed control, complete coverage of the weed you are trying to eradicate is important. Therefore, density of weed population needs to be considered before applying.

Application rates for total spray mixture (herbicide + water) may start at 750lt per sprayed hectare for juvenile sparsely populated sites and increases to 1000lt per sprayed hectare for mature highly populated sites.

The most rapid, optimal results are achieved when Weed Terminator N Concentrate spray mixture is applied in full sun to small, actively growing plants. A rain-free period of 2 hours following application is ideal and is usually sufficient for effective weed control.

Spray Unit Seals

The Weed Terminator N contains nonanoic acid and natural oils, it is recommended to use EPDM, Viton or Silicon seals. Using this type of rubber will drastically reduce or eliminate the softening of your seals.

Spray Nozzles

Only use Full Cone or Off Centre nozzles that are capable of spraying required volume. Use at least 2 nozzles side by side on each row to get maximum coverage.



Pressure

If applying through a motorised pump it is not recommended that you exceed 2 bar pressure, it increases the risk of spray drift by making smaller droplets and potentially not getting the required coverage.



Cleaning Spray Equipment

Wash out spray equipment thoroughly after use with clean water. We do not recommend leaving the spray mixture in equipment over longer period of time. The potential to soften seals and cause corrosion to pumps exists. Viton seals are recommended.

If there is a useable volume of spray mixture left, it is recommended to remove the remaining spray mixture into a plastic container until spraying is required.

LocalSafeTM
weed **TERMINATOR N**
CONCENTRATE

HomeSafeTM
weed **TERMINATOR N**
CONCENTRATE



Contact Organics New Zealand
Distributed by Enviro-Ag Ltd, PO Box 79 Hororata 7544 New Zealand
info@contactorganics.co.nz

contactorganics.co.nz